



Liverpool Plains Shire Council

SPECIAL SCHEDULES
for the year ended 30 June 2015

Vision - That the Liverpool Plains Shire area achieves higher levels of growth & generates improved quality of life through expanded opportunities for economic and social development being realised within an environmentally and financially sustainable framework.



Liverpool Plains Shire Council

Special Schedules

for the financial year ended 30 June 2015

Contents

Page

Special Schedules¹

- Special Schedule No. 1	Net Cost of Services	2
- Special Schedule No. 2(a)	Statement of Long Term Debt (all purposes)	4
- Special Schedule No. 2(b)	Statement of Internal Loans (Sect. 410(3) LGA 1993)	n/a
- Special Schedule No. 3	Water Supply Operations - incl. Income Statement	5
- Special Schedule No. 4	Water Supply - Statement of Financial Position	9
- Special Schedule No. 5	Sewerage Service Operations - incl. Income Statement	10
- Special Schedule No. 6	Sewerage Service - Statement of Financial Position	14
- Notes to Special Schedules No. 3 & 5		15
- Special Schedule No. 7	Report on Infrastructure Assets (as at 30 June 2015)	16
- Special Schedule No. 8	Financial Projections	n/a
- Special Schedule No. 9	Permissible Income Calculation	22

¹ Special Schedules are not audited (with the exception of Special Schedule 9).

Background

- (i) These Special Schedules have been designed to meet the requirements of special purpose users such as;
- the NSW Grants Commission
 - the Australian Bureau of Statistics (ABS),
 - the NSW Office of Water (NOW), and
 - the Office of Local Government (OLG).
- (ii) The financial data is collected for various uses including;
- the allocation of Financial Assistance Grants,
 - the incorporation of Local Government financial figures in national statistics,
 - the monitoring of loan approvals,
 - the allocation of borrowing rights, and
 - the monitoring of the financial activities of specific services.

Liverpool Plains Shire Council

Special Schedule No. 1 - Net Cost of Services for the financial year ended 30 June 2015

\$'000

Function or Activity	Expenses from Continuing Operations	Income from continuing operations		Net Cost of Services
		Non Capital	Capital	
Governance	463	44	-	(419)
Administration	2,143	281	-	(1,862)
Public Order and Safety				
Fire Service Levy, Fire Protection, Emergency Services	517	293	-	(224)
Beach Control	-	-	-	-
Enforcement of Local Govt. Regulations	125	11	-	(114)
Animal Control	111	10	-	(101)
Other	-	-	-	-
Total Public Order & Safety	753	314	-	(439)
Health	-	-	-	-
Environment				
Noxious Plants and Insect/Vermin Control	385	68	-	(317)
Other Environmental Protection	1,033	246	(43)	(830)
Solid Waste Management	996	1,543	-	547
Street Cleaning	118	-	-	(118)
Drainage	-	-	-	-
Stormwater Management	355	-	-	(355)
Total Environment	2,887	1,857	(43)	(1,073)
Community Services and Education				
Administration & Education	85	-	-	(85)
Social Protection (Welfare)	-	-	-	-
Aged Persons and Disabled	345	302	-	(43)
Children's Services	494	533	-	39
Total Community Services & Education	924	835	-	(89)
Housing and Community Amenities				
Public Cemeteries	111	198	-	87
Public Conveniences	108	-	-	(108)
Street Lighting	-	-	-	-
Town Planning	95	-	-	(95)
Other Community Amenities	22	127	4	109
Total Housing and Community Amenities	336	325	4	(7)
Water Supplies	2,664	2,861	354	551
Sewerage Services	818	1,331	-	513

Liverpool Plains Shire Council

Special Schedule No. 1 - Net Cost of Services (continued)

for the financial year ended 30 June 2015

\$'000

Function or Activity	Expenses from Continuing Operations	Income from continuing operations		Net Cost of Services
		Non Capital	Capital	
Recreation and Culture				
Public Libraries	421	76	-	(345)
Museums	21	-	-	(21)
Art Galleries	-	-	-	-
Community Centres and Halls	364	48	-	(316)
Performing Arts Venues	-	58	-	58
Other Performing Arts	-	-	-	-
Other Cultural Services	17	2	-	(15)
Sporting Grounds and Venues	460	61	70	(329)
Swimming Pools	375	46	-	(329)
Parks & Gardens (Lakes)	374	2	160	(212)
Other Sport and Recreation	173	52	-	(121)
Total Recreation and Culture	2,205	345	230	(1,630)
Fuel & Energy	-	-	-	-
Agriculture	-	-	-	-
Mining, Manufacturing and Construction				
Building Control	53	53	-	-
Other Mining, Manufacturing & Construction	178	23	-	(155)
Total Mining, Manufacturing and Const.	231	76	-	(155)
Transport and Communication				
Urban Roads (UR) - Local	257	20	-	(237)
Urban Roads - Regional	-	-	-	-
Sealed Rural Roads (SRR) - Local	793	10	-	(783)
Sealed Rural Roads (SRR) - Regional	4,157	3,577	694	114
Unsealed Rural Roads (URR) - Local	3,616	9	-	(3,607)
Unsealed Rural Roads (URR) - Regional	-	-	-	-
Bridges on UR - Local	356	-	-	(356)
Bridges on SRR - Local	-	-	-	-
Bridges on URR - Local	-	-	-	-
Bridges on Regional Roads	-	-	-	-
Parking Areas	-	-	-	-
Footpaths	48	-	168	120
Aerodromes	57	108	-	51
Other Transport & Communication	113	169	-	56
Total Transport and Communication	9,397	3,893	862	(4,642)
Economic Affairs				
Camping Areas & Caravan Parks	15	-	-	(15)
Other Economic Affairs	472	300	-	(172)
Total Economic Affairs	487	300	-	(187)
Totals – Functions	23,308	12,462	1,407	(9,439)
General Purpose Revenues ⁽²⁾		10,163		10,163
Share of interests - joint ventures & associates using the equity method	-	-		-
NET OPERATING RESULT ⁽¹⁾	23,308	22,625	1,407	724

(1) As reported in the Income Statement

(2) Includes: Rates & Annual Charges (incl. Ex Gratia, excl. Water & Sewer), Non Capital General Purpose Grants, Interest on Investments (excl. Ext. Restricted Assets) & Interest on overdue Rates & Annual Charges

Liverpool Plains Shire Council

Special Schedule No. 2(a) - Statement of Long Term Debt (all purpose)

for the financial year ended 30 June 2015

\$'000

Classification of Debt	Principal outstanding at beginning of the year			New Loans raised during the year	Debt redemption during the year		Transfers to Sinking Funds	Interest applicable for Year	Principal outstanding at the end of the year		
	Current	Non Current	Total		From Revenue	Sinking Funds			Current	Non Current	Total
Loans (by Source)											
Commonwealth Government	-	-	-							-	-
Treasury Corporation	-	-	-							-	-
Other State Government	-	-	-							-	-
Public Subscription	-	-	-							-	-
Financial Institutions	2,572	2,828	5,400	2,355	2,619	-	-	278	193	4,943	5,136
Other	-	-	-							-	-
Total Loans	2,572	2,828	5,400	2,355	2,619	-	-	278	193	4,943	5,136
Other Long Term Debt											
Ratepayers Advances	-	-	-							-	-
Government Advances	-	-	-							-	-
Finance Leases	-	-	-							-	-
Deferred Payments	-	-	-							-	-
Total Long Term Debt	-	-	-	-	-	-	-	-	-	-	-
Total Debt	2,572	2,828	5,400	2,355	2,619	-	-	278	193	4,943	5,136

Notes: Excludes (i) Internal Loans & (ii) Principal Inflows/Outflows relating to Loan Re-Financing.

This Schedule is prepared using the **face value** of debt obligations, rather than **fair value** (which are reported in the GPFS).

Liverpool Plains Shire Council

Special Schedule No. 3 - Water Supply Income Statement

Includes ALL INTERNAL TRANSACTIONS, ie. prepared on a Gross Basis.
for the financial year ended 30 June 2015

\$'000	Actuals 2015	Actuals 2014
A Expenses and Income		
Expenses		
1. Management expenses		
a. Administration	699	983
b. Engineering and Supervision	10	9
2. Operation and Maintenance expenses		
- Dams & Weirs		
a. Operation expenses	11	18
b. Maintenance expenses	44	37
- Mains		
c. Operation expenses	5	1
d. Maintenance expenses	122	118
- Reservoirs		
e. Operation expenses	-	-
f. Maintenance expenses	39	26
- Pumping Stations		
g. Operation expenses (excluding energy costs)	11	6
h. Energy costs	113	131
i. Maintenance expenses	126	159
- Treatment		
j. Operation expenses (excluding chemical costs)	12	16
k. Chemical costs	59	29
l. Maintenance expenses	128	135
- Other		
m. Operation expenses	61	7
n. Maintenance expenses	179	134
o. Purchase of water	-	-
3. Depreciation expenses		
a. System assets	829	543
b. Plant and equipment	-	50
4. Miscellaneous expenses		
a. Interest expenses	221	206
b. Revaluation Decrements	-	-
c. Other expenses	-	-
d. Impairment - System assets	-	-
e. Impairment - Plant and equipment	-	-
f. Aboriginal Communities Water & Sewerage Program	-	-
g. Tax Equivalents Dividends (actually paid)	-	-
5. Total expenses	2,669	2,608

Liverpool Plains Shire Council

Special Schedule No. 3 - Water Supply Income Statement (continued)

Includes ALL INTERNAL TRANSACTIONS, ie. prepared on a Gross Basis.
for the financial year ended 30 June 2015

\$'000	Actuals 2015	Actuals 2014
Income		
6. Residential charges		
a. Access (including rates)	1,525	1,401
b. Usage charges	1,072	1,104
7. Non-residential charges		
a. Access (including rates)	-	-
b. Usage charges	7	11
8. Extra charges	-	-
9. Interest income	219	195
10. Other income	9	39
10a. Aboriginal Communities Water and Sewerage Program	-	-
11. Grants		
a. Grants for acquisition of assets	354	-
b. Grants for pensioner rebates	32	32
c. Other grants	-	400
12. Contributions		
a. Developer charges	-	-
b. Developer provided assets	-	-
c. Other contributions	9	-
13. Total income	3,227	3,182
14. Gain (or loss) on disposal of assets	-	(5)
15. Operating Result	558	569
15a. Operating Result (less grants for acquisition of assets)	204	569

Liverpool Plains Shire Council

Special Schedule No. 3 - Water Supply Income Statement (continued)

Includes ALL INTERNAL TRANSACTIONS, ie. prepared on a Gross Basis.
for the financial year ended 30 June 2015

\$'000	Actuals 2015	Actuals 2014
B Capital transactions		
Non-operating expenditures		
16. Acquisition of Fixed Assets		
a. New Assets for Improved Standards	-	138
b. New Assets for Growth	-	113
c. Renewals	-	271
d. Plant and equipment	-	48
17. Repayment of debt		
a. Loans	-	53
b. Advances	-	-
c. Finance leases	-	-
18. Transfer to sinking fund	-	-
19. Totals	-	623
Non-operating funds employed		
20. Proceeds from disposal of assets	-	-
21. Borrowing utilised		
a. Loans	-	-
b. Advances	-	-
c. Finance leases	-	-
22. Transfer from sinking fund	-	-
23. Totals	-	-
C Rates and charges		
24. Number of assessments		
a. Residential (occupied)	2,668	2,669
b. Residential (unoccupied, ie. vacant lot)	26	28
c. Non-residential (occupied)	105	129
d. Non-residential (unoccupied, ie. vacant lot)	22	22
25. Number of ETs for which developer charges were received	- ET	- ET
26. Total amount of pensioner rebates (actual dollars)	\$ 58,613	\$ 58,000

Liverpool Plains Shire Council

Special Schedule No. 3 - Water Supply Cross Subsidies for the financial year ended 30 June 2015

\$'000	Yes	No	Amount
D Best practice annual charges and developer charges*			
27. Annual charges			
a. Does Council have best-practice water supply annual charges and usage charges*?	<input type="checkbox"/> Yes	<input type="checkbox"/>	
If Yes, go to 28a.			
If No, please report if council has removed land value from access charges (ie rates)?	<input type="checkbox"/>	<input type="checkbox"/>	
NB. Such charges for both residential customers and non-residential customers comply with section 3.2 of Water Supply, Sewerage and Trade Waste Pricing Guidelines, NSW Office of Water, December, 2002. Such charges do not involve significant cross subsidies.			
b. Cross-subsidy from residential customers using less than allowance (page 25 of Guidelines)			<input type="text"/>
c. Cross-subsidy to non-residential customers (page 24 of Guidelines)			<input type="text"/>
d. Cross-subsidy to large connections in unmetered supplies (page 26 of Guidelines)			<input type="text"/>
28. Developer charges			
a. Has council completed a water supply Development Servicing** Plan?	<input type="checkbox"/> Yes	<input type="checkbox"/>	
b. Total cross-subsidy in water supply developer charges for 2014/15 (page 47 of Guidelines)			<input type="text" value="-"/>
** In accordance with page 9 of Developer Charges Guidelines for Water Supply, Sewerage and Stormwater, NSW Office of Water, December, 2002.			
29. Disclosure of cross-subsidies			
Total of cross-subsidies (27b +27c + 27d + 28b)			<input type="text" value="-"/>
* Councils which have not yet implemented best practice water supply pricing should disclose cross-subsidies in items 27b, 27c and 27d above.			
However, disclosure of cross-subsidies is not required where a Council has implemented best practice pricing and is phasing in such pricing over a period of 3 years.			

Liverpool Plains Shire Council

Special Schedule No. 4 - Water Supply Statement of Financial Position

Includes INTERNAL TRANSACTIONS, ie. prepared on a Gross Basis.
as at 30 June 2015

\$'000	Actuals Current	Actuals Non Current	Actuals Total
ASSETS			
30. Cash and investments			
a. Developer charges	-	-	-
b. Special purpose grants	-	-	-
c. Accrued leave	-	-	-
d. Unexpended loans	-	-	-
e. Sinking fund	-	-	-
f. Other	1,027	4,000	5,027
31. Receivables			
a. Specific purpose grants	-	-	-
b. Rates and Availability Charges	201	-	201
c. User Charges	416	-	416
d. Other	1	-	1
32. Inventories	-	-	-
33. Property, plant and equipment			
a. System assets	-	40,921	40,921
b. Plant and equipment	-	1,722	1,722
34. Other assets	-	-	-
35. Total assets	<u>1,645</u>	<u>46,643</u>	<u>48,288</u>
LIABILITIES			
36. Bank overdraft	-	-	-
37. Creditors	-	-	-
38. Borrowings			
a. Loans	204	4,062	4,266
b. Advances	-	-	-
c. Finance leases	-	-	-
39. Provisions			
a. Tax equivalents	-	-	-
b. Dividend	-	-	-
c. Other	-	-	-
40. Total liabilities	<u>204</u>	<u>4,062</u>	<u>4,266</u>
41. NET ASSETS COMMITTED	<u>1,441</u>	<u>42,581</u>	<u>44,022</u>
EQUITY			
42. Accumulated surplus			21,279
43. Asset revaluation reserve			22,743
44. TOTAL EQUITY			<u>44,022</u>
Note to system assets:			
45. Current replacement cost of system assets			55,916
46. Accumulated current cost depreciation of system assets			(14,994)
47. Written down current cost of system assets			<u>40,922</u>

Liverpool Plains Shire Council

Special Schedule No. 5 - Sewerage Service Income Statement

Includes ALL INTERNAL TRANSACTIONS, ie. prepared on a Gross Basis.
for the financial year ended 30 June 2015

\$'000	Actuals 2015	Actuals 2014
A Expenses and Income		
Expenses		
1. Management expenses		
a. Administration	217	214
b. Engineering and Supervision	4	7
2. Operation and Maintenance expenses		
- Mains		
a. Operation expenses	2	3
b. Maintenance expenses	21	12
- Pumping Stations		
c. Operation expenses (excluding energy costs)	1	2
d. Energy costs	7	8
e. Maintenance expenses	126	26
- Treatment		
f. Operation expenses (excl. chemical, energy, effluent & biosolids management costs)	10	12
g. Chemical costs	-	-
h. Energy costs	18	17
i. Effluent Management	-	-
j. Biosolids Management	-	-
k. Maintenance expenses	214	200
- Other		
l. Operation expenses	16	12
m. Maintenance expenses	10	5
3. Depreciation expenses		
a. System assets	171	170
b. Plant and equipment	-	-
4. Miscellaneous expenses		
a. Interest expenses	-	-
b. Revaluation Decrements	-	-
c. Other expenses	-	-
d. Impairment - System assets	-	-
e. Impairment - Plant and equipment	-	-
f. Aboriginal Communities Water & Sewerage Program	-	86
g. Tax Equivalents Dividends (actually paid)	-	-
5. Total expenses	817	774

Liverpool Plains Shire Council

Special Schedule No. 5 - Sewerage Service Income Statement (continued)

Includes ALL INTERNAL TRANSACTIONS, ie. prepared on a Gross Basis.
for the financial year ended 30 June 2015

\$'000	Actuals 2015	Actuals 2014
Income		
6. Residential charges (including rates)	947	903
7. Non-residential charges		
a. Access (including rates)	123	103
b. Usage charges	-	-
8. Trade Waste Charges		
a. Annual Fees	29	27
b. Usage charges	-	-
c. Excess mass charges	-	-
d. Re-inspection fees	-	-
9. Extra charges	-	-
10. Interest income	183	178
11. Other income	25	6
11a. Aboriginal Communities Water & Sewerage Program	-	102
12. Grants		
a. Grants for acquisition of assets	-	-
b. Grants for pensioner rebates	25	25
c. Other grants	-	-
13. Contributions		
a. Developer charges	-	-
b. Developer provided assets	-	-
c. Other contributions	-	-
14. Total income	<u>1,332</u>	<u>1,344</u>
15. Gain (or loss) on disposal of assets	-	-
16. Operating Result	<u>515</u>	<u>570</u>
16a. Operating Result (less grants for acquisition of assets)	515	570

Liverpool Plains Shire Council

Special Schedule No. 5 - Sewerage Service Income Statement (continued)

Includes ALL INTERNAL TRANSACTIONS, ie. prepared on a Gross Basis.
for the financial year ended 30 June 2015

\$'000	Actuals 2015	Actuals 2014
B Capital transactions		
Non-operating expenditures		
17. Acquisition of Fixed Assets		
a. New Assets for Improved Standards	-	-
b. New Assets for Growth	-	58
c. Renewals	-	121
d. Plant and equipment	-	-
18. Repayment of debt		
a. Loans	-	-
b. Advances	-	-
c. Finance leases	-	-
19. Transfer to sinking fund	-	-
20. Totals	-	179
Non-operating funds employed		
21. Proceeds from disposal of assets	-	-
22. Borrowing utilised		
a. Loans	-	-
b. Advances	-	-
c. Finance leases	-	-
23. Transfer from sinking fund	-	-
24. Totals	-	-
C Rates and charges		
25. Number of assessments		
a. Residential (occupied)	1,867	1,873
b. Residential (unoccupied, ie. vacant lot)	7	8
c. Non-residential (occupied)	167	184
d. Non-residential (unoccupied, ie. vacant lot)	16	16
26. Number of ETs for which developer charges were received	- ET	- ET
27. Total amount of pensioner rebates (actual dollars)	\$ 44,931	\$ 45,000

Liverpool Plains Shire Council

Special Schedule No. 5 - Sewerage Service Cross Subsidies for the financial year ended 30 June 2015

\$'000	Yes	No	Amount
D Best practice annual charges and developer charges*			
28. Annual charges			
a. Does Council have best-practice sewerage annual charges, usage charges and trade waste fees & charges*?	<input type="checkbox"/>	<input type="checkbox"/>	
If Yes, go to 29a.			
If No, please report if council has removed land value from access charges (ie rates)?	<input type="checkbox"/>	<input type="checkbox"/>	
NB. Such charges for both residential customers and non-residential customers comply with section 4.2 & 4.3 of the Water Supply, Sewerage and Trade Waste Pricing Guidelines, NSW Office of Water, December, 2002. Such charges do not involve significant cross subsidies.			
b. Cross-subsidy to non-residential customers (page 45 of Guidelines)			<input type="text"/>
c. Cross-subsidy to trade waste discharges (page 46 of Guidelines)			<input type="text"/>
29. Developer charges			
a. Has council completed a sewerage Development Servicing** Plan?	<input type="checkbox"/>	<input type="checkbox"/>	
b. Total cross-subsidy in sewerage developer charges for 2014/15 (page 47 of Guidelines)			<input type="text" value="-"/>
** In accordance with page 9 of Developer Charges Guidelines for Water Supply, Sewerage and Stormwater, NSW Office of Water, December, 2002.			
30. Disclosure of cross-subsidies			
Total of cross-subsidies (28b + 28c + 29b)			<input type="text" value="-"/>

* Councils which have not yet implemented best practice sewer pricing & liquid waste pricing should disclose cross-subsidies in items 28b and 28c above.

However, disclosure of cross-subsidies is **not** required where a Council has implemented best practice sewerage and liquid waste pricing and is phasing in such pricing over a period of 3 years.

Liverpool Plains Shire Council

Special Schedule No. 6 - Sewerage Service Statement of Financial Position

Includes INTERNAL TRANSACTIONS, ie. prepared on a Gross Basis.
as at 30 June 2015

\$'000	Actuals Current	Actuals Non Current	Actuals Total
ASSETS			
31. Cash and investments			
a. Developer charges	-	-	-
b. Special purpose grants	-	-	-
c. Accrued leave	-	-	-
d. Unexpended loans	-	-	-
e. Sinking fund	-	-	-
f. Other	1,142	4,000	5,142
32. Receivables			
a. Specific purpose grants	-	-	-
b. Rates and Availability Charges	113	-	113
c. User Charges	64	-	64
d. Other	-	-	-
33. Inventories	-	-	-
34. Property, plant and equipment			
a. System assets	-	26,673	26,673
b. Plant and equipment	-	368	368
35. Other assets	-	-	-
36. Total Assets	<u>1,319</u>	<u>31,041</u>	<u>32,360</u>
LIABILITIES			
37. Bank overdraft	-	-	-
38. Creditors	-	-	-
39. Borrowings			
a. Loans	-	-	-
b. Advances	-	-	-
c. Finance leases	-	-	-
40. Provisions			
a. Tax equivalents	-	-	-
b. Dividend	-	-	-
c. Other	-	-	-
41. Total Liabilities	<u>-</u>	<u>-</u>	<u>-</u>
42. NET ASSETS COMMITTED	<u>1,319</u>	<u>31,041</u>	<u>32,360</u>
EQUITY			
42. Accumulated surplus			11,546
44. Asset revaluation reserve			20,814
45. TOTAL EQUITY			<u>32,360</u>
Note to system assets:			
46. Current replacement cost of system assets			28,981
47. Accumulated current cost depreciation of system assets			(2,308)
48. Written down current cost of system assets			<u>26,673</u>

Liverpool Plains Shire Council

Notes to Special Schedule No.'s 3 & 5 for the financial year ended 30 June 2015

Administration ⁽¹⁾

(item 1a of Special Schedules 3 and 5) comprises the following:

- Administration staff:
 - Salaries and allowance
 - Travelling expenses
 - Accrual of leave entitlements
 - Employment overheads.
- Meter reading.
- Bad and doubtful debts.
- Other administrative/corporate support services.

Engineering and supervision ⁽¹⁾

(item 1b of Special Schedules 3 and 5) comprises the following:

- Engineering staff:
 - Salaries and allowance
 - Travelling expenses
 - Accrual of leave entitlements
 - Employment overheads.
- Other technical and supervision staff:
 - Salaries and allowance
 - Travelling expenses
 - Accrual of leave entitlements
 - Employment overheads.

Operational expenses (item 2 of Special Schedules 3 and 5) comprise the day to day operational expenses excluding maintenance expenses.

Maintenance expenses (item 2 of Special Schedules 3 and 5) comprise the day to day repair and maintenance expenses. (Refer to Section 5 of the Local Government Asset Accounting Manual regarding capitalisation principles and the distinction between capital and maintenance expenditure).

Other expenses (item 4c of Special Schedules 3 and 5) includes all expenses not recorded elsewhere.

Revaluation decrements (item 4b of Special Schedules 3 and 5) is to be used when I,PP&E decreases in FV.

Impairment Losses (item 4d & 4e of Special Schedules 3 and 5) are to be used when the carrying amount of an asset exceeds its recoverable amount (refer to page D-31).

Aboriginal Communities Water and Sewerage Program (item 4f of Special Schedules 3 and 5) is to be used when operation and maintenance work has been undertaken on behalf of the Aboriginal Communities Water and Sewerage Program. Similarly, income for item 11a of Special Schedule 3 and item 12a of Special Schedule 5 are for services provided to the Aboriginal Communities Water and Sewerage Program and is not part of Council's water supply and sewerage revenue.

Residential charges ⁽²⁾ (items 6a, 6b and item 6 of Special Schedules 3 and 5 respectively) include all income from residential charges. Item 6 of Schedule 3 should be separated into 6a Access Charges (including rates if applicable) and 6b Usage Charges.

Non-residential charges ⁽²⁾ (items 7a, 7b of Special Schedules 3 and 5) include all income from non-residential charges separated into 7a Access Charges (including rates if applicable) and 7b Usage Charges.

Trade waste charges (item 8 of Special Schedule 5) include all income from trade waste charges separated into 8a Annual Fees, 8b Usage Charges and 8c Excess Mass Charges and 8d Re-inspection Fees.

Other income (items 10 and 11 of Special Schedules 3 and 5 respectively) include all income not recorded elsewhere.

Other contributions (items 12c and 13c of Special Schedules 3 and 5 respectively) incl. capital contributions for water supply or sewerage services received by Council under Section 565 of the Local Government Act.

Notes:

⁽¹⁾ Administration and engineering costs for the development of capital works projects should be reported as part of the capital cost of the project and not as part of the recurrent expenditure (ie. in item 16 for water supply and item 17 for sewerage, and **not** in items 1a and 1b).

⁽²⁾ To enable accurate reporting of **residential revenue from usage charges**, it is essential for councils to accurately separate their residential (item 6) charges and non-residential (item 7) charges.

Liverpool Plains Shire Council

Special Schedule No. 7 - Report on Infrastructure Assets

as at 30 June 2015

\$'000

Asset Class	Asset Category	Estimated cost to bring up to a satisfactory standard refer (1)	Required Annual Maintenance refer (2)	Actual Maintenance 2014/15 refer (3)	Written Down Value (WDV) refer (4)	Assets in Condition as a % of WDV				
						1	2	3	4	5
						refer (4) & (5)				
Buildings	Council Offices / Administration Centres	10	44	16	2,029	7%	53%	39%	1%	0%
	Council Works Depot	-	29	29	2,213	7%	87%	6%	0%	0%
	Council Public Halls	-	160	23	4,561	0%	26%	74%	0%	0%
	Houses	14	25	11	1,400	0%	83%	14%	3%	0%
	Libraries	10	47	4	2,251	48%	1%	50%	1%	0%
	Other Buildings	370	381	123	12,894	13%	25%	54%	7%	1%
	Childcare Centres	-	2	10	606	79%	21%	0%	0%	0%
	Amenities/Toilets	35	49	7	2,384	19%	44%	34%	3%	0%
	sub total	439	737	223	28,338	14.1%	34.5%	47.3%	3.7%	0.5%
Other Structures	Other Structures	-	-	-	2,199	0%	0%	0%	0%	100%
	Structures not included in buildings	42	43	37	1,486	13%	25%	54%	7%	1%
	sub total	42	43	37	3,685	5.2%	10.1%	21.8%	2.8%	60.1%
Roads	Sealed Roads Surface	17	146	1,543	12,998	51%	44%	5%	0%	0%
	Sealed Roads Structure	2,329	1,746	1,517	62,309	9%	33%	53%	5%	1%
	Unsealed Roads	2,844	1,436	2,750	65,277	19%	42%	28%	10%	1%
	Bridges	405	218	22	70,050	90%	3%	6%	1%	0%
	Footpaths	2	19	35	2,446	46%	47%	7%	0%	0%
	Sealed Road Sub Pavement	-	-	-	49,021	100%	0%	0%	0%	0%
	Unsealed Road Sub Pavement	-	-	-	50,996	100%	0%	0%	0%	0%
	Formation	-	-	-	78,016	0%	0%	0%	0%	100%
	sub total	5,597	3,565	5,867	391,113	48.3%	14.6%	14.4%	2.6%	20.3%

Liverpool Plains Shire Council

Special Schedule No. 7 - Report on Infrastructure Assets (continued)

as at 30 June 2015

\$'000										
Asset Class	Asset Category	Estimated cost to bring up to a satisfactory standard refer (1)	Required Annual Maintenance refer (2)	Actual Maintenance 2014/15 refer (3)	Written Down Value (WDV) refer (4)	Assets in Condition as a % of WDV				
						1	2	3	4	5
						refer (4) & (5)				
Water Supply Network	Mains	955	465	316	13,987	14%	36%	40%	10%	0%
	Pumping Station/s	48	992	466	25,596	1%	0%	99%	0%	0%
	Water Meters & Services	1	28	20	1,338	50%	31%	19%	0%	0%
	Water Plant & Equipment	-	-	-	110	100%	0%	0%	0%	0%
	Land	-	-	-	1,612	100%	0%	0%	0%	0%
	sub total	1,004	1,485	802	42,643	10.8%	12.8%	73.1%	3.3%	0.0%
Sewerage Network	Mains	-	8	35	16,381	14%	36%	40%	10%	0%
	Pumping Station/s	440	156	334	8,678	0%	86%	1%	13%	0%
	Sewer Nodes	91	25	-	1,615	28%	57%	0%	15%	0%
	Land	-	-	-	367	100%	0%	0%	0%	0%
	Other	-	-	-	1	0%	0%	0%	0%	100%
	sub total	531	189	369	27,042	11.5%	52.8%	24.6%	11.1%	0.0%
Stormwater Drainage	Kerbs	3	144	12	4,002	5%	11%	83%	1%	0%
	Pits	-	47	34	2,480	0%	77%	23%	0%	0%
	Pipes	9	327	136	8,774	0%	99%	1%	0%	0%
	sub total	12	518	182	15,256	1.3%	72.3%	26.1%	0.3%	0.0%

Liverpool Plains Shire Council

Special Schedule No. 7 - Report on Infrastructure Assets (continued)

as at 30 June 2015

\$'000										
Asset Class	Asset Category	Estimated cost to bring up to a satisfactory standard refer (1)	Required Annual Maintenance refer (2)	Actual Maintenance 2014/15 refer (3)	Written Down Value (WDV) refer (4)	Assets in Condition as a % of WDV				
						1	2	3	4	5
						refer (4) & (5)				
	TOTAL - ALL ASSETS	7,625	6,537	7,480	508,077	39.5%	19.3%	22.1%	3.1%	16.1%

Notes:

- (1). Satisfactory is defined as "satisfying expectations or needs, leaving no room for complaint, causing satisfaction, adequate".
The estimated cost to bring assets to a satisfactory standard is the amount of money that is required to be spent on an asset to ensure that it is in a satisfactory standard.
This estimated cost should not include any planned enhancements (ie.to heighten, intensify or improve the facilities).
- (2). Required Annual Maintenance is "what should be spent to maintain assets in a satisfactory standard.
- (3). Actual Maintenance is what has been spent in the current year to maintain the assets.
Actual Maintenance may be higher or lower than the required annual maintenance due to the timing of when the maintenance actually occurs.
- (4). Written Down Value is in accordance with Note 9 of Council's General Purpose Financial Statements
- (5). **Infrastructure Asset Condition Assessment "Key"**

1	Excellent	No work required (normal maintenance)
2	Good	Only minor maintenance work required
3	Average	Maintenance work required
4	Poor	Renewal required
5	Very Poor	Urgent renewal/upgrading required

Liverpool Plains Shire Council

Special Schedule No. 7 - Report on Infrastructure Assets (continued) for the financial year ended 30 June 2015

\$ '000	Amounts 2015	Indicator 2015	Indicator 2014
Infrastructure Asset Performance Indicators Consolidated			
1. Building, Infrastructure & Other Structures			
Renewals Ratio			
Asset Renewals			
<u>(Building, Infrastructure & Other Structures) ⁽¹⁾</u>	<u>2,954</u>	52.14%	96.53%
Depreciation, Amortisation & Impairment	5,666		
2. Infrastructure Backlog Ratio			
Estimated Cost to bring Assets to a Satisfactory Condition	<u>7,625</u>		
Total value ⁽²⁾ of Infrastructure, Building, Other Structures & depreciable Land Improvement Assets	<u>429,736</u>	1.77%	1.73%
3. Asset Maintenance Ratio			
Actual Asset Maintenance	<u>7,480</u>		
Required Asset Maintenance	6,537	1.14	1.23
4. Capital Expenditure Ratio			
Annual Capital Expenditure	<u>3,064</u>		
Annual Depreciation	6,439	0.48	1.18

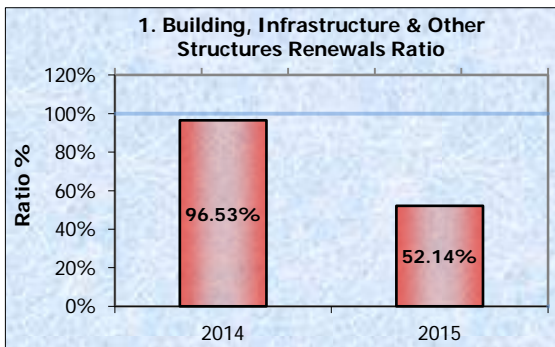
Notes

⁽¹⁾ Asset Renewals represent the replacement &/or refurbishment of existing assets to an equivalent capacity/performance as opposed to the acquisition of new assets (or the refurbishment of old assets) that increases capacity/performance. Asset Renewals include building, infrastructure & Other Structure assets only.

⁽²⁾ Written Down Value

Liverpool Plains Shire Council

Special Schedule No. 7 - Report on Infrastructure Assets (continued) for the financial year ended 30 June 2015



Purpose of Asset Renewals Ratio

To assess the rate at which these assets are being renewed relative to the rate at which they are depreciating.

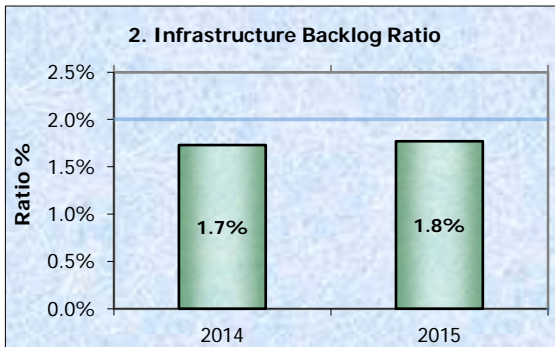
Commentary on 2014/15 Result

2014/15 Ratio 52.14%

In 2014/15 a greater emphasis was placed on repairs rather than capital works. Capital renewal/upgrade represented 84 % of capital works on infrastructure.

Benchmark: ——— Minimum $\geq 100.00\%$
Source for Benchmark: Code of Accounting Practice and Financial Reporting #23

■ Ratio is within Benchmark
■ Ratio is outside Benchmark



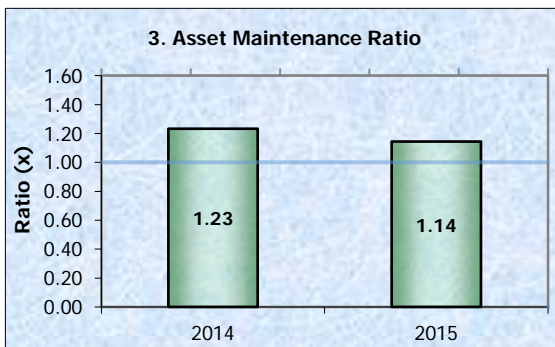
Purpose of Infrastructure Backlog Ratio

This ratio shows what proportion the backlog is against the total value of a Council's infrastructure.

2014/15 Ratio 1.77%

Benchmark: ——— Maximum < 0.02
Source for Benchmark: Code of Accounting Practice and Financial Reporting #23

■ Ratio is within Benchmark
■ Ratio is outside Benchmark



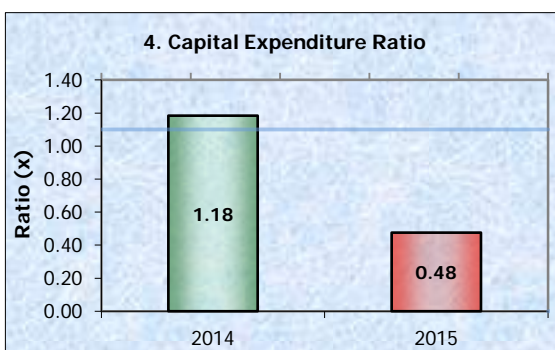
Purpose of Asset Maintenance Ratio

Compares actual vs. required annual asset maintenance. A ratio above 1.0 indicates Council is investing enough funds to stop the Infrastructure Backlog growing.

2014/15 Ratio 1.14 x

Benchmark: ——— Minimum > 1.00
Source for Benchmark: Code of Accounting Practice and Financial Reporting #23

■ Ratio is within Benchmark
■ Ratio is outside Benchmark



Purpose of Capital Expenditure Ratio

To assess the extent to which a Council is expanding its asset base thru capital expenditure on both new assets and the replacement and renewal of existing assets.

2014/15 Ratio 0.48 x

Benchmark: ——— Minimum > 1.10
Source for Benchmark: Code of Accounting Practice and Financial Reporting #23

■ Ratio is within Benchmark
■ Ratio is outside Benchmark

Liverpool Plains Shire Council

Special Schedule No. 7 - Report on Infrastructure Assets (continued) for the financial year ended 30 June 2015

\$ '000	Water 2015	Sewer 2015	General ⁽¹⁾ 2015
Infrastructure Asset Performance Indicators By Fund			
1. Building, Infrastructure & Other Structures			
Renewals Ratio			
Asset Renewals (Building, Infrastructure & Other Structures) ⁽²⁾	0.00%	0.00%	63.23%
Depreciation, Amortisation & Impairment			
prior period:	0.00%	0.00%	114.89%
2. Infrastructure Backlog Ratio			
Estimated Cost to bring Assets to a Satisfactory Condition	2.35%	1.96%	1.69%
Total value ⁽³⁾ of Infrastructure, Building, Other Structures & Depreciable Land Improvement Assets			
prior period:	1.35%	1.53%	1.79%
3. Asset Maintenance Ratio			
Actual Asset Maintenance	0.54	1.95	1.30
Required Asset Maintenance			
prior period:	2.14	1.37	1.18
4. Capital Expenditure Ratio			
Annual Capital Expenditure	0.00	0.00	0.56
Annual Depreciation			
prior period:	0.86	0.72	1.23

Notes

(1) General Fund refers to all of Council's activities except for its Water & Sewer activities which are listed separately.

(2) Asset Renewals represent the replacement &/or refurbishment of existing assets to an equivalent capacity/performance as opposed to the acquisition of new assets (or the refurbishment of old assets) that increases capacity/performance. Asset Renewals include building, infrastructure & Other Structure assets only.

(3) Written Down Value

Liverpool Plains Shire Council

Special Schedule No. 9 - Permissible Income Calculation

for the financial year ended 30 June 2016

\$'000		Calculation 2014/15	Calculation 2015/16
Notional General Income Calculation ⁽¹⁾			
Last Year Notional General Income Yield	a	6,266	6,616
Plus or minus Adjustments ⁽²⁾	b	5	14
Notional General Income	c = (a + b)	<u>6,271</u>	<u>6,630</u>
Permissible Income Calculation			
Special variation percentage ⁽³⁾	d	12.50%	
or Rate peg percentage	e		2.40%
or Crown land adjustment (incl. rate peg percentage)	f		
less expiring Special variation amount	g	(368)	-
plus Special variation amount	h = d x (c-g)	738	-
or plus Rate peg amount	i = c x e	-	159
or plus Crown land adjustment and rate peg amount	j = c x f	-	-
sub-total	k = (c+g+h+i+j)	<u>6,641</u>	<u>6,789</u>
plus (or minus) last year's Carry Forward Total	l	3	28
less Valuation Objections claimed in the previous year	m	-	-
sub-total	n = (l + m)	<u>3</u>	<u>28</u>
Total Permissible income	o = k + n	<u>6,644</u>	<u>6,817</u>
less Notional General Income Yield	p	6,616	6,789
Catch-up or (excess) result	q = o - p	<u>28</u>	<u>28</u>
plus Income lost due to valuation objections claimed ⁽⁴⁾	r	-	-
less Unused catch-up ⁽⁵⁾	s	-	(3)
Carry forward to next year	t = q + r - s	<u>28</u>	<u>25</u>

Notes

- The Notional General Income will not reconcile with rate income in the financial statements in the corresponding year. The statements are reported on an accrual accounting basis which include amounts that relate to prior years' rates income.
- Adjustments account for changes in the number of assessments and any increase or decrease in land value occurring during the year. The adjustments are called "supplementary valuations" as defined in the Valuation of Land Act 1916.
- The Special Variation Percentage is inclusive of the Rate Peg percentage and where applicable crown land adjustment.
- Valuation objections are unexpected changes in land values as a result of land owners successfully objecting to the land value issued by the Valuer-General. Councils can claim the value of the income lost due to valuation objections in any single year.
- Unused catch-up amounts will be deducted if they are not caught up within 2 years. Usually councils will have a nominal carry forward figure. These amounts can be adjusted for in setting the rates in a future year.
- Carry forward amounts which are in excess (an amount that exceeds the permissible income) require Ministerial approval by order published in the NSW Government Gazette in accordance with section 512 of the Local Government Act 1993. The OLG will extract these amounts from councils' Special Schedule 9 in the Financial Data Return (FDR) to administer this process.



PITCHER PARTNERS

ACCOUNTANTS • AUDITORS • ADVISORS

101 Hannell Street
PO Box 275
Wickham NSW 2293

20 - 22 Church Street
PO Box 117
Maitland NSW 2320

126 John Street
PO Box 244
Singleton NSW 2330
Tel: 02 6572 1744

Greg Farrow
David Wyatt
Geoff Thompson
Michael Minter
Scott Edden
Wayne Russell

Tel: 02 4911 2000
Fax: 02 4911 2099
www.pitcher.com.au
newcastle@pitcher.com.au

Independent Auditor's Report to Liverpool Plains Shire Council

Report on Special Schedule No.9

We have audited the accompanying special purpose financial statement comprising the reconciliation of total permissible general income (Special Schedule No.9) of Liverpool Plains Shire Council for the year ending 30 June 2016.

Councillor's responsibility for the Statement

The councillors are responsible for the preparation of Special Schedule No.9 in accordance with the Local Government Code of Accounting Practice and Financial Reporting (Guidelines) Update No.23, and for such internal controls as the councillors determine is necessary to enable the preparation and fair presentation of Special Schedule No.9 that is free from material misstatement, whether due to fraud or error.

Auditor's Responsibility

Our responsibility is to express an opinion on Special Schedule No.9 based on our audit. We conducted our audit in accordance with Australian Auditing Standards. These Auditing Standards require that we comply with relevant ethical requirements relating to audit engagements and plan and perform the audit to obtain reasonable assurance about whether the Special Schedule No.9 is free from material misstatement.

An audit involves performing procedures to obtain audit evidence about the amounts and disclosures in Special Schedule No.9. The procedures selected depend on the auditor's judgment, including the assessment of the risks of material misstatement of Special Schedule No.9, whether due to fraud or error. In making those risk assessments, the auditor considers internal control relevant to the Council's preparation and fair presentation of the Special Schedule No. 9 in order to design audit procedures that are appropriate in the circumstances, but not for the purpose of expressing an opinion on the effectiveness of Council's internal control. An audit also includes evaluating the appropriateness of accounting policies used and the reasonableness of accounting estimates made by the councillors, as well as evaluating the overall presentation of Special Schedule No.9.

We believe that the audit evidence we have obtained is sufficient and appropriate to provide a basis for our audit opinion.

Auditor's opinion

In our opinion, the accompanying Special Schedule No.9 of Liverpool Plains Shire Council for 2015/16 is prepared, in all material respects, in accordance with the requirements of the Office of Local Government and in accordance with the books and records of the Council.



Basis of Accounting and Restriction on Distribution and Use

Without modifying our opinion, we draw attention that Special Schedule No.9 has been prepared for distribution to the Office of Local Government for the purposes of confirming that Liverpool Plains Shire Council's reconciliation of total permissible general income is presented fairly. As a result, the schedule may not be suitable for another purpose.



Pitcher Partners Newcastle & Hunter



Wayne Russell
Partner

25 November 2015